



अमृत महा आवास अभियान २०२२-२३

दैनिक प्रगती अहवाल : २५.०४.२०२३

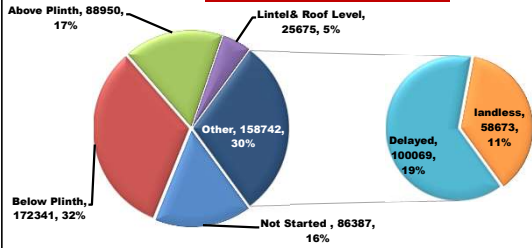
प्रधानमंत्री आवास योजना ग्रामीण – मंजूरी, पूर्ण घरकुले, हप्ते वितरण, भूमिहीन, आर्थिकदृष्ट्या अपुर्ण
राज्य पुरस्कृत ग्रामीण आवास योजना – मंजूरी, पूर्ण घरकुले, हप्ते वितरण, आर्थिकदृष्ट्या अपुर्ण

योजना	एकूण मंजूरी	दैनिक मंजूरी	एकूण पूर्ण	दैनिक पूर्ण घरकुले	दैनिक पहिला हप्ता वितरित	दैनिक दुसरा हप्ता वितरित	दैनिक तिसरा हप्ता वितरित
प्रधानमंत्री आवास योजना ग्रामीण	१४१०५९४	३०	१०३७६७९	९०६	०	०	०
राज्य योजना	५५६१८०	५७०	४०३०६७	३३९	१७०	४५	५३
एकूण	१९६६७७४	६००	१४४०७४६	१२४५	१७०	४५	५३

PMAY-G Completion Progress Bar

73.6%

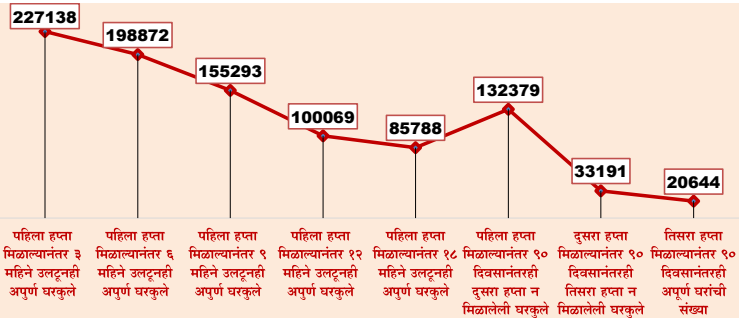
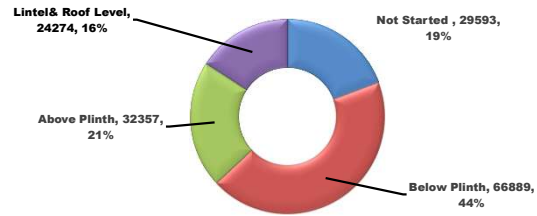
PMAY-G: Incomplete Houses bifurcation



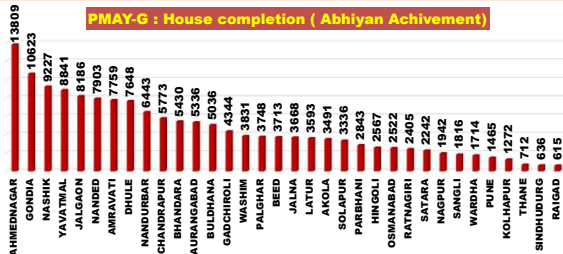
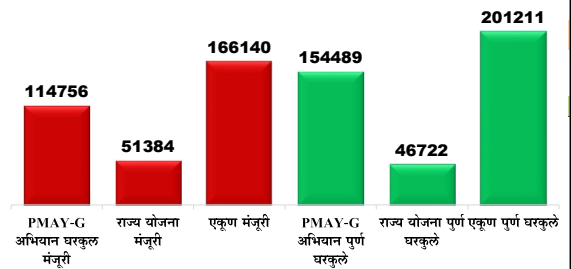
State Schemes Progress Bar

72.5%

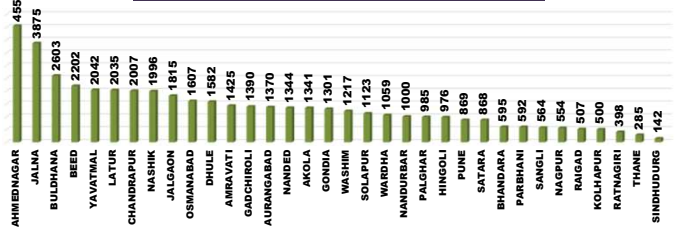
State Schemes: Incomplete Houses bifurcation



Abhiyan Achievement Day 156



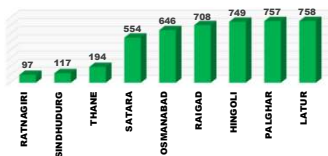
State Schemes: House completion (Abhiyan Achievement)



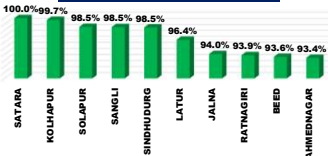
राज्य व्यवस्थापन कक्ष- ग्रामीण गृहनिर्माण
४ था मजला, दक्षिण कक्ष, सिडको भवन, सीबीडी बेलापूर, नवी मुंबई - ४०० ६१४.

Top and Bottom Ten Districts

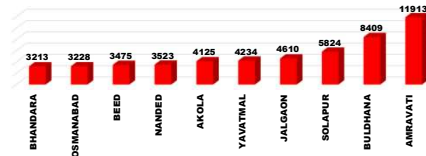
PMAY-G Delayed Houses TOP 10 Dist.



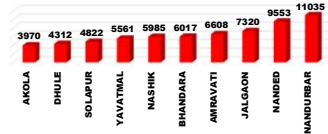
State Schemes Sanction TOP 10 Dist.



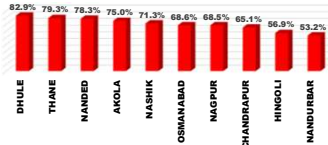
PMAY-G Remaining 1st Installments Bottom 10 Dist.



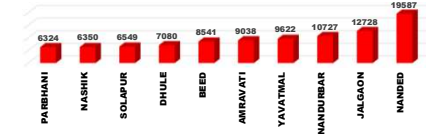
PMAY-G Delayed Houses Bottom 10 Dist.



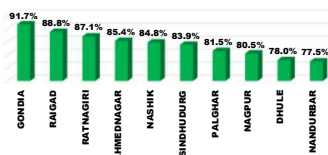
State Schemes Sanction Bottom 10 Dist.



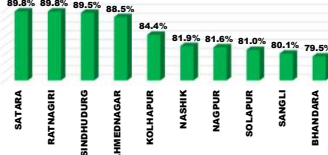
PMAY-G Remaining 2nd Installments Bottom 10 Dist.



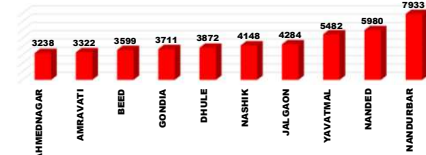
PMAY-G Completion TOP 10 Dist.



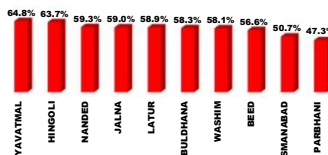
State Schemes Completion TOP 10 Dist.



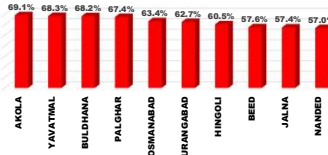
PMAY-G Remaining 3rd Installments Bottom 10 Dist.



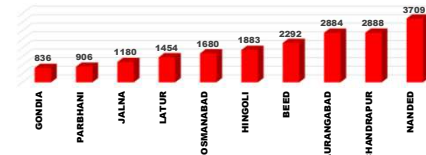
PMAY-G Completion Bottom 10 Dist.



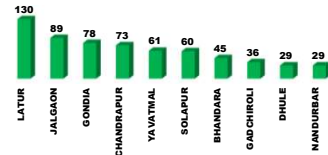
State Schemes Completion Bottom 10 Dist.



State Schemes Remaining 1st Installments Bottom 10 Dist.



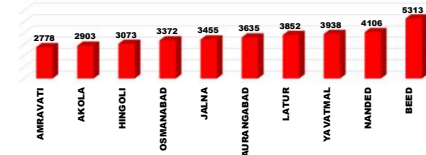
PMAY-G Daily Completion Top 10 Dist.



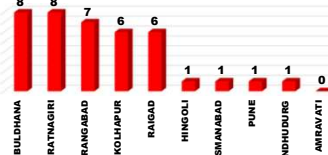
State Schemes Daily Completion Top 10 Dist.



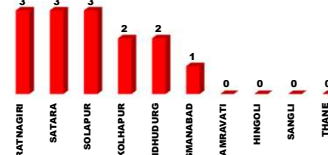
State Schemes Remaining 2nd Installments Bottom 10 Dist.



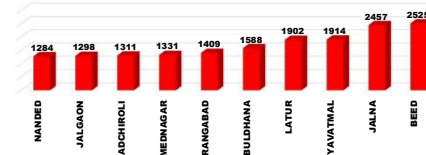
PMAY-G Daily Completion Bottom 10 Dist.



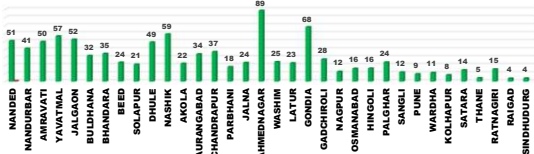
State Schemes Daily Completion Bottom 10 Dist.



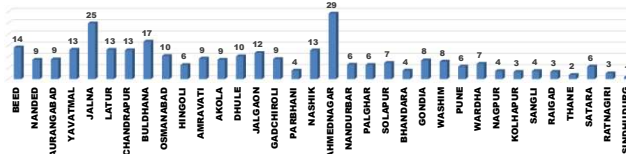
State Schemes Remaining 3rd Installments Bottom 10 Dist.



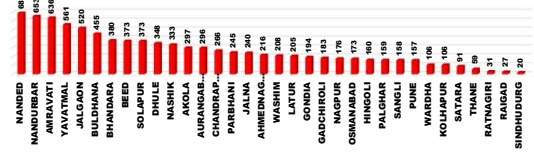
PMAY-G : Current Pace of Completion Per Day (Abhiyan)



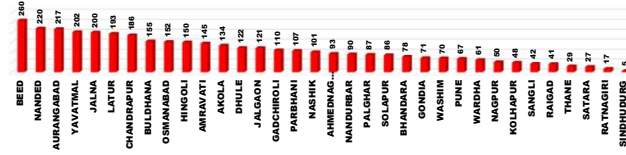
State Schemes : Current Pace of Completion Per Day (Abhiyan)



PMAY-G Required Pace of Completion Per Day



State Schemes Required Pace of Completion Per Day



प्रधानमंत्री आवास योजना ग्रामीण - मंजूरी (PWL+Awaas Plus)

Sr. No.	Division	Target (PWL+Awaas Plus)	24.04.2023	25.04.2023	Daily_Achievement	Remaining
1	AMRAVATI DIV.	275029	274584	274561	16	468
2	AURANGABAD DIV.	238053	237417	237361	12	692
3	NAGPUR DIV.	292078	291470	291455	1	623
4	PUNE DIV.	124698	123978	123825	1	873
5	NASHIK DIV.	414823	413768	413758	0	1065
6	KONKAN DIV.	69817	69636	69634	0	183
Total		1414498	1410853	1410594	30	3904

Sr. No.	District	Target (PWL+Awaas Plus)	24.04.2023	25.04.2023	Daily_Achievement	Remaining
1	YAVATMAL	65355	65225	65235	10	120
2	JALNA	24039	24022	24029	7	10
3	AMRAVATI	95714	95466	95470	4	244
4	OSMANABAD	14506	14401	14404	3	102
5	BULDHANA	44767	44714	44716	2	51
6	PARBHANI	19094	19057	19059	2	35
7	GONDIA	96493	96143	96144	1	349
8	SATARA	15348	15344	15345	1	3
9	AKOLA	48792	48778	48778	0	14
10	BEED	35310	35253	35253	0	57
11	CHANDRAPUR	43122	42999	42999	0	123
12	DHULE	64989	64917	64917	0	72
13	GADCHIROLI	31702	31619	31619	0	83
14	HINGOLI	18109	18083	18083	0	26
15	KOLHAPUR	17685	17685	17685	0	0
16	LATUR	20679	20475	20475	0	204
17	NANDED	69533	69460	69460	0	73
18	NANDURBAR	119564	118959	118959	0	605
19	NASHIK	89730	89678	89678	0	52
20	PALGHAR	35344	35185	35185	0	159
21	RAIGAD	9831	9822	9822	0	9
22	SINDHUDURG	5142	5142	5142	0	0
23	THANE	9605	9599	9599	0	6
24	WARDHA	18633	18606	18606	0	27
25	NAGPUR	37057	37047	37046	-1	11
26	RATNAGIRI	9895	9888	9886	-2	9
27	SANGLI	21889	21748	21746	-2	143
28	AHMEDNAGAR	60792	60763	60760	-3	32
29	PUNE	20543	20531	20528	-3	15
30	JALGAON	79748	79451	79444	-7	304
31	BHANDARA	65071	65056	65041	-15	30
32	WASHIM	20401	20401	20362	-39	39
33	AURANGABAD	36783	36666	36598	-68	185
34	SOLAPUR	49233	48670	48521	-149	712
Total		1414498	1410853	1410594	30	3904

Remaining Sanction RANK

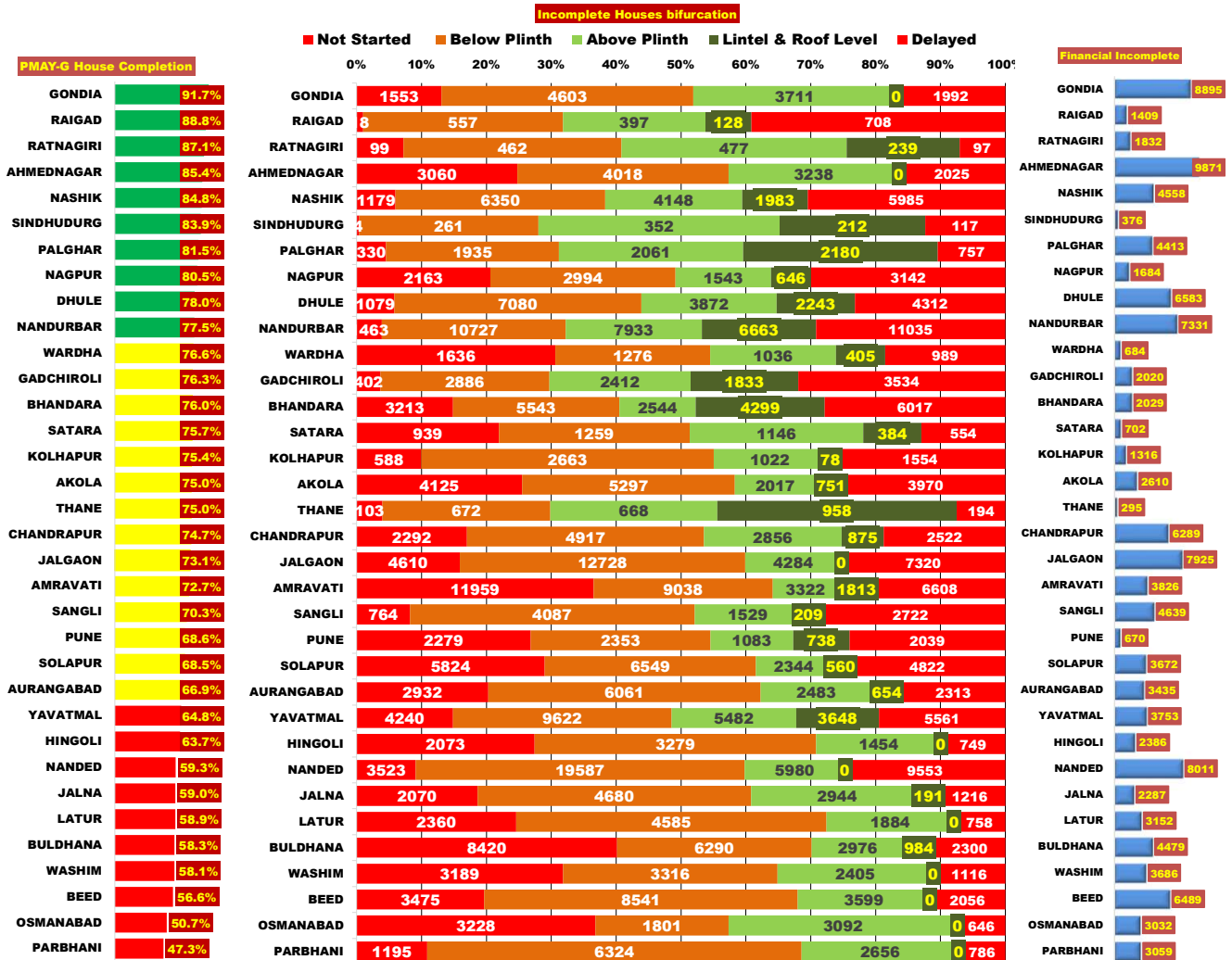
KOLHAPUR	0
SINDHUDURG	0
SATARA	3
THANE	6
RAIGAD	9
RATNAGIRI	9
JALNA	10
NAGPUR	11
AKOLA	14
PUNE	15
HINGOLI	26
WARDHA	27
BHANDARA	30
AHMEDNAGAR	32
PARBHANI	35
WASHIM	39
BULDHANA	51
NASHIK	52
BEED	57
DHULE	72
NANDED	73
GADCHIROLI	83
OSMANABAD	102
YAVATMAL	120
CHANDRAPUR	123
SANGLI	143
PALGHAR	159
AURANGABAD	185
LATUR	204
AMRAVATI	244
JALGAON	304
GONDIA	349
NANDURBAR	605
SOLAPUR	712

प्रधानमंत्री आवास योजना - ग्रामीण : भूमिहीन लाभार्थी अहवाल

Sr. No.	District	Google Sheet Report			AwaasSoft Report			
		Total Landless	Provided land	Remaining	Landless beneficiaries tagged in AwaasSoft	Landless beneficiaries provided land	Remaining Landless	Remaining Tag (provided land)
1	DHULE	18	18	0	18	18	0	0
2	GADCHIROLI	8	8	0	8	8	0	0
3	NANDURBAR	0	0	0	0	0	0	0
4	PALGHAR	11	11	0	11	11	0	0
5	RAIGAD	6	6	0	6	6	0	0
6	RATNAGIRI	23	23	0	23	23	0	0
7	SINDHUDURG	420	420	0	420	420	0	0
8	KOLHAPUR	257	257	0	257	227	30	30
9	THANE	127	74	53	127	43	84	31
10	NANDED	362	277	85	362	242	120	35
11	BEED	212	101	111	212	72	140	29
12	SANGLI	431	143	288	430	141	289	2
13	PARBHANI	332	15	317	331	13	318	2
14	SATARA	1309	598	711	1304	628	676	-30
15	NASHIK	1804	1454	350	1803	715	1088	739
16	HINGOLI	1713	787	926	1713	466	1247	321
17	JALNA	1413	165	1248	1381	85	1296	80
18	WARDHA	2819	1284	1535	2803	1214	1589	70
19	NAGPUR	5134	3397	1737	5054	3412	1642	-15
20	GONDIA	2450	2450	0	2450	765	1685	1685
21	CHANDRAPUR	2791	1463	1328	2770	1064	1706	399
22	PUNE	2925	992	1933	2924	885	2039	107
23	LATUR	2299	68	2231	2299	66	2233	2
24	OSMANABAD	2470	104	2366	2470	56	2414	48
25	YAVATMAL	3437	1119	2318	3612	1181	2431	-62
26	BHANDARA	5825	3230	2595	5782	3213	2569	17
27	WASHIM	3477	865	2612	3457	850	2607	15
28	AURANGABAD	3328	1779	1549	3305	288	3017	1491
29	AKOLA	7074	3842	3232	7074	3844	3230	-2
30	AHMEDNAGAR	7762	4828	2934	7756	3526	4230	1302
31	JALGAON	22872	21026	1846	22962	18563	4399	2463
32	SOLAPUR	7960	2595	5365	7302	1121	6181	1474
33	BULDHANA	15256	8455	6801	15230	7058	8172	1397
34	AMRAVATI	21560	11238	10322	21559	11331	10228	-93
	Total	127885	73092	54793	127215	61555	65660	11739

प्रधानमंत्री आवास योजना ग्रामीण - पूर्ण घरकूले

Sr. No.	Division	Sanction	24.04.2023	25.04.2023	Daily Achievement	Remaining	Avg. Completed Per Day From 20.11.22 to Today	To be Completed in Per Day till 05.06.23
1	NAGPUR DIV.	291455	237695	237954	259	53501	191	1305
2	AURANGABAD DIV.	237361	139496	139706	210	97655	206	2382
3	NASHIK DIV.	413758	328639	328827	188	84931	290	2071
4	AMRAVATI DIV.	274561	186021	186115	94	88446	186	2157
5	PUNE DIV.	123825	87463	87553	90	36272	65	885
6	KONKAN DIV.	69634	57459	57524	65	12110	52	295
Total		1410594	1036773	1037679	906	372915	990	9095



प्रधानमंत्री आवास योजना ग्रामीण - पूर्ण घरकूले

Sr. No.	District	Sanction	24.04.2023	25.04.2023	Daily Achievement	Remaining	Aug. Completed Per Day From 20.11.22 to Today	To be Completed in Per Day till 05.06.23
1	LATUR	20475	11937	12067	130	8408	23	205
2	JALGAON	79444	58015	58104	89	21340	52	520
3	GONDIA	96144	88123	88201	78	7943	68	194
4	CHANDRAPUR	42999	32039	32112	73	10887	37	266
5	YAVATMAL	65235	42188	42249	61	22986	57	561
6	SOLAPUR	48521	33184	33244	60	15277	21	373
7	BHANDARA	65041	49397	49442	45	15599	35	380
8	GADCHIROLI	31619	24075	24111	36	7508	28	183
9	DHULE	64917	50614	50643	29	14274	49	348
10	NANDURBAR	118959	92144	92173	29	26786	41	653
11	PALGHAR	35185	28654	28679	25	6506	24	159
12	THANE	9599	7173	7198	25	2401	5	59
13	BEED	35253	19920	19941	21	15312	24	373
14	NASHIK	89678	75997	76018	21	13660	59	333
15	AHMEDNAGAR	60760	51869	51889	20	8871	89	216
16	PARBHANI	19059	8996	9016	20	10043	18	245
17	NANDED	69460	41195	41213	18	28247	51	689
18	NAGPUR	37046	29819	29835	16	7211	12	176
19	AKOLA	48778	36573	36588	15	12190	22	297
20	SANGLI	21746	15270	15283	13	6463	12	158
21	JALNA	24029	14162	14174	12	9855	24	240
22	WARDHA	18606	14242	14253	11	4353	11	106
23	SATARA	15345	11607	11617	10	3728	14	91
24	WASHIM	20362	11827	11837	10	8525	25	208
25	BULDHANA	44716	26049	26057	8	18659	32	455
26	RATNAGIRI	9886	8601	8609	8	1277	15	31
27	AURANGABAD	36598	24461	24468	7	12130	34	296
28	KOLHAPUR	17685	13328	13334	6	4351	8	106
29	RAIGAD	9822	8719	8725	6	1097	4	27
30	HINGOLI	18083	11524	11525	1	6558	16	160
31	OSMANABAD	14404	7301	7302	1	7102	16	173
32	PUNE	20528	14074	14075	1	6453	9	157
33	SINDHUDURG	5142	4312	4313	1	829	4	20
34	AMRAVATI	95470	69384	69384	0	26086	50	636
Total		1410594	1036773	1037679	906	372915	990	9095

राज्यपुरस्कृत आवास योजना ग्रामीण - मंजूरी

Sr. No.	Division	Target	24.04.2023	25.04.2023	Daily_Achievement	Remaining
1	NAGPUR DIV.	118393	91888	92219	333	26174
2	AURANGABAD DIV.	199331	165441	165594	154	33737
3	AMRAVATI DIV.	109702	93694	93734	40	15968
4	NASHIK DIV.	141360	110541	110569	28	30791
5	KONKAN DIV.	34732	31053	31068	15	3664
6	PUNE DIV.	65334	62997	62996	0	2338
Total		668852	555614	556180	570	112672

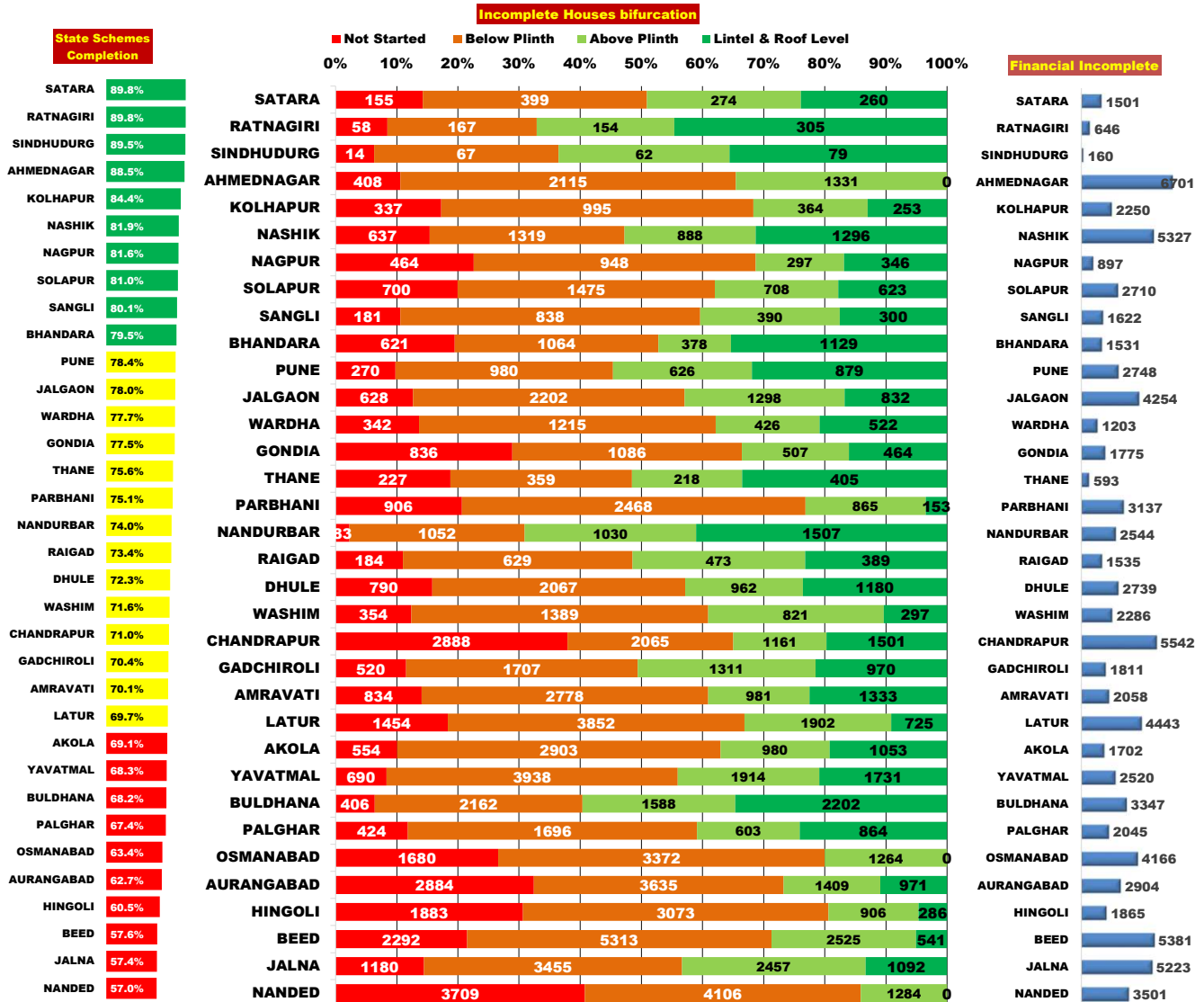
Sr. No.	District	Target	24.04.2023	25.04.2023	Daily_Achievement	Remaining
1	CHANDRAPUR	40285	25933	26227	294	14058
2	BEED	26878	25076	25156	80	1722
3	NANDED	26760	20916	20953	37	5807
4	NAGPUR	16291	11130	11165	35	5126
5	AKOLA	23681	17733	17765	32	5916
6	HINGOLI	27298	15514	15546	32	11752
7	DHULE	21790	18048	18070	22	3720
8	RATNAGIRI	7129	6677	6691	14	438
9	BULDHANA	21616	19979	19987	8	1629
10	NASHIK	32035	22843	22848	5	9187
11	PARBHANI	19784	17627	17632	5	2152
12	GADCHIROLI	16834	15203	15207	4	1627
13	AHMEDNAGAR	35298	32973	32974	1	2324
14	SINDHUDURG	2141	2107	2108	1	33
15	AMRAVATI	23224	19812	19812	0	3412
16	AURANGABAD	26141	23842	23842	0	2299
17	BHANDARA	17590	15558	15558	0	2032
18	JALGAON	25659	22540	22540	0	3119
19	JALNA	20446	19228	19228	0	1218
20	KOLHAPUR	12565	12528	12528	0	37
21	NANDURBAR	26578	14137	14137	0	12441
22	OSMANABAD	24853	17039	17039	0	7814
23	PALGHAR	11792	11002	11002	0	790
24	RAIGAD	7406	6302	6302	0	1104
25	SANGLI	8732	8603	8603	0	129
26	SATARA	10647	10647	10647	0	0
27	SOLAPUR	18718	18445	18445	0	273
28	THANE	6264	4965	4965	0	1299
29	WARDHA	13147	11218	11218	0	1929
30	WASHIM	11500	10057	10057	0	1443
31	YAVATMAL	29681	26113	26113	0	3568
32	LATUR	27171	26199	26198	-1	973
33	PUNE	14672	12774	12773	-1	1899
34	GONDIA	14246	12846	12844	-2	1402
Total		668852	555614	556180	570	112672

Remaining Sanction RANK

SATARA	0
SINDHUDURG	33
KOLHAPUR	37
SANGLI	129
SOLAPUR	273
RATNAGIRI	438
PALGHAR	790
LATUR	973
RAIGAD	1104
JALNA	1218
THANE	1299
GONDIA	1402
WASHIM	1443
GADCHIROLI	1627
BULDHANA	1629
BEED	1722
PUNE	1899
WARDHA	1929
BHANDARA	2032
PARBHANI	2152
AURANGABAD	2299
AHMEDNAGAR	2324
JALGAON	3119
AMRAVATI	3412
YAVATMAL	3568
DHULE	3720
NAGPUR	5126
NANDED	5807
AKOLA	5916
OSMANABAD	7814
NASHIK	9187
HINGOLI	11752
NANDURBAR	12441
CHANDRAPUR	14058

राज्यपुरस्कृत आवास योजना ग्रामीण - पूर्ण घरकूले

Sr. No.	Division	Sanction	24.04.2023	25.04.2023	Daily_Achievement	Remaining	Avg. Completed Per Day From 20.11.22 to Today	To be Completed in Per Day till 05.06.23
1	AURANGABAD DIV.	165594	103957	104107	150	61487	90	1500
2	NAGPUR DIV.	92219	69394	69451	57	22768	44	555
3	AMRAVATI DIV.	93734	64777	64826	49	28908	55	705
4	NASHIK DIV.	110569	88956	89003	47	21566	70	526
5	KONKAN DIV.	31068	23668	23691	23	7377	15	180
6	PUNE DIV.	62996	51976	51989	13	11007	25	268
Total		556180	402728	403067	339	153113	300	3734



राज्यपुरस्कृत आवास योजना ग्रामीण - पूर्ण घरकूले

Sr. No.	District	Sanction	24.04.2023	25.04.2023	Daily Achievement	Remaining	Avg. Completed Per Day From 20.11.22 to Today	To be Completed in Per Day till 05.06.23
1	LATUR	26198	18182	18265	83	7933	13	193
2	JALNA	19228	11026	11044	18	8184	25	200
3	AHMEDNAGAR	32974	29163	29179	16	3795	29	93
4	GONDIA	12844	9935	9951	16	2893	8	71
5	YAVATMAL	26113	17824	17840	16	8273	13	202
6	AURANGABAD	23842	14928	14943	15	8899	9	217
7	PALGHAR	11002	7401	7415	14	3587	6	87
8	BEED	25156	14472	14485	13	10671	14	260
9	BULDHANA	19987	13616	13629	13	6358	17	155
10	CHANDRAPUR	26227	18599	18612	13	7615	13	186
11	AKOLA	17765	12264	12275	11	5490	9	134
12	GADCHIROLI	15207	10688	10699	11	4508	9	110
13	DHULE	18070	13061	13071	10	4999	10	122
14	NANDED	20953	11923	11933	10	9020	9	220
15	PARBHANI	17632	13230	13240	10	4392	4	107
16	WASHIM	10057	7187	7196	9	2861	8	70
17	JALGAON	22540	17572	17580	8	4960	12	121
18	NAGPUR	11165	9102	9110	8	2055	4	50
19	NASHIK	22848	18701	18708	7	4140	13	101
20	NANDURBAR	14137	10459	10465	6	3672	6	90
21	PUNE	12773	10013	10018	5	2755	6	67
22	WARDHA	11218	8708	8713	5	2505	7	61
23	BHANDARA	15558	12362	12366	4	3192	4	78
24	RAIGAD	6302	4623	4627	4	1675	3	41
25	RATNAGIRI	6691	6004	6007	3	684	3	17
26	SATARA	10647	9556	9559	3	1088	6	27
27	SOLAPUR	18445	14936	14939	3	3506	7	86
28	KOLHAPUR	12528	10577	10579	2	1949	3	48
29	SINDHUDURG	2108	1884	1886	2	222	1	5
30	OSMANABAD	17039	10798	10799	1	6240	10	152
31	AMRAVATI	19812	13886	13886	0	5926	9	145
32	HINGOLI	15546	9398	9398	0	6148	6	150
33	SANGLI	8603	6894	6894	0	1709	4	42
34	THANE	4965	3756	3756	0	1209	2	29
	Total	556180	402728	403067	339	153113	300	3734

प्रधानमंत्री आवास योजना ग्रामीण - हप्ते वितरण

Sr. No.	Division	1st Installment (Daily Achivement)	1st Installment Remaining	2nd Installment (Daily Achivement)	2nd Installment Remaining	3rd Installment (Daily Achivement)	3rd Installment Remaining
1	NASHIK DIV.	0	11391	0	40903	0	23475
2	AMRAVATI DIV.	0	31867	0	33563	0	16202
3	AURANGABAD DIV.	0	20826	0	54858	0	24092
4	NAGPUR DIV.	0	11046	0	22219	0	14102
5	KONKAN DIV.	0	551	0	3887	0	3955
6	PUNE DIV.	0	10268	0	16911	0	7124
	Total	0	85949	0	172341	0	88950

PMAY-G 1st Ins Pending

SINDHUDURG	4
RAIGAD	15
RATNAGIRI	99
THANE	103
PALGHAR	330
GADCHIROLI	377
KOLHAPUR	588
SANGLI	638
SATARA	939
DHULE	1079
NASHIK	1179
PARBHANI	1195
NANDURBAR	1463
GONDIA	1553
WARDHA	1636
NAGPUR	2028
JALNA	2040
HINGOLI	2073
CHANDRAPUR	2239
PUNE	2279
LATUR	2360
AURANGABAD	2932
AHMEDNAGAR	3060
WASHIM	3186
BHANDARA	3213
OSMANABAD	3228
BEED	3475
NANDED	3523
AKOLA	4125
YAVATMAL	4234
JALGAON	4610
SOLAPUR	5824
BULDHANA	8409
AMRAVATI	11913

PMAY-G 2nd Ins Pending

SINDHUDURG	261
RATNAGIRI	462
RAIGAD	557
THANE	672
SATARA	1259
WARDHA	1276
OSMANABAD	1801
PALGHAR	1935
PUNE	2353
KOLHAPUR	2663
GADCHIROLI	2886
NAGPUR	2994
HINGOLI	3279
WASHIM	3316
AHMEDNAGAR	4018
SANGLI	4087
LATUR	4585
GONDIA	4603
JALNA	4680
CHANDRAPUR	4917
AKOLA	5297
BHANDARA	5543
AURANGABAD	6061
BULDHANA	6290
PARBHANI	6324
NASHIK	6350
SOLAPUR	6549
DHULE	7080
BEED	8541
AMRAVATI	9038
YAVATMAL	9622
NANDURBAR	10727
JALGAON	12728
NANDED	19587

PMAY-G 3rd Ins Pending

SINDHUDURG	352
RAIGAD	397
RATNAGIRI	477
THANE	668
KOLHAPUR	1022
WARDHA	1036
PUNE	1083
SATARA	1146
HINGOLI	1454
SANGLI	1529
NAGPUR	1543
LATUR	1884
AKOLA	2017
PALGHAR	2061
SOLAPUR	2344
WASHIM	2405
GADCHIROLI	2412
AURANGABAD	2483
BHANDARA	2544
PARBHANI	2656
CHANDRAPUR	2856
JALNA	2944
BULDHANA	2976
OSMANABAD	3092
AHMEDNAGAR	3238
AMRAVATI	3322
BEED	3599
GONDIA	3711
DHULE	3872
NASHIK	4148
JALGAON	4284
YAVATMAL	5482
NANDED	5980
NANDURBAR	7933

प्रधानमंत्री आवास योजना ग्रामीण - हप्ते वितरण

Sr. No.	District	1st Installment (Daily Achivement)	1st Installment Remaining	2nd Installment (Daily Achivement)	2nd Installment Remaining	3rd Installment (Daily Achivement)	3rd Installment Remaining
1	AHMEDNAGAR	0	3060	0	4018	0	3238
2	AKOLA	0	4125	0	5297	0	2017
3	AMRAVATI	0	11913	0	9038	0	3322
4	AURANGABAD	0	2932	0	6061	0	2483
5	BEED	0	3475	0	8541	0	3599
6	BHANDARA	0	3213	0	5543	0	2544
7	BULDHANA	0	8409	0	6290	0	2976
8	CHANDRAPUR	0	2239	0	4917	0	2856
9	DHULE	0	1079	0	7080	0	3872
10	GADCHIROLI	0	377	0	2886	0	2412
11	GONDIA	0	1553	0	4603	0	3711
12	HINGOLI	0	2073	0	3279	0	1454
13	JALGAON	0	4610	0	12728	0	4284
14	JALNA	0	2040	0	4680	0	2944
15	LATUR	0	2360	0	4585	0	1884
16	NAGPUR	0	2028	0	2994	0	1543
17	NANDED	0	3523	0	19587	0	5980
18	NANDURBAR	0	1463	0	10727	0	7933
19	NASHIK	0	1179	0	6350	0	4148
20	OSMANABAD	0	3228	0	1801	0	3092
21	PALGHAR	0	330	0	1935	0	2061
22	PARBHANI	0	1195	0	6324	0	2656
23	PUNE	0	2279	0	2353	0	1083
24	RAIGAD	0	15	0	557	0	397
25	RATNAGIRI	0	99	0	462	0	477
26	SANGLI	0	638	0	4087	0	1529
27	SATARA	0	939	0	1259	0	1146
28	SINDHUDURG	0	4	0	261	0	352
29	SOLAPUR	0	5824	0	6549	0	2344
30	THANE	0	103	0	672	0	668
31	WARDHA	0	1636	0	1276	0	1036
32	WASHIM	0	3186	0	3316	0	2405
33	YAVATMAL	0	4234	0	9622	0	5482
34	KOLHAPUR	-36	588	0	2663	0	1022
	Total	0	85949	0	172341	0	88950

राज्यपुरस्कृत आवास योजना ग्रामीण - हप्ते वितरण

Sr. No.	Division	1st Installment (Daily Achievement)	1st Installment Remaining	2nd Installment (Daily Achievement)	2nd Installment Remaining	3rd Installment (Daily Achievement)	3rd Installment Remaining
1	NASHIK DIV.	95	2546	18	8755	20	5509
2	NAGPUR DIV.	70	5671	9	8085	13	4080
3	KONKAN DIV.	1	907	7	2918	10	1510
4	AMRAVATI DIV.	4	2838	7	13170	5	6284
5	AURANGABAD DIV.	0	15988	4	29274	4	12612
6	PUNE DIV.	0	1643	0	4687	1	2362
Total		170	29593	45	66889	53	32357

State Schemes 1st Ins Pending

SINDHUDURG	14
RATNAGIRI	58
NANDURBAR	83
SATARA	155
SANGLI	181
RAIGAD	184
THANE	227
PUNE	270
KOLHAPUR	337
WARDHA	342
WASHIM	354
BULDHANA	406
AHMEDNAGAR	408
PALGHAR	424
NAGPUR	464
GADCHIROLI	520
AKOLA	554
BHANDARA	621
JALGAON	628
NASHIK	637
YAVATMAL	690
SOLAPUR	700
DHULE	790
AMRAVATI	834
GONDIA	836
PARBHANI	906
JALNA	1180
LATUR	1454
OSMANABAD	1680
HINGOLI	1883
BEED	2292
AURANGABAD	2884
CHANDRAPUR	2888
NANDED	3709

State Schemes 2nd Ins Pending

SINDHUDURG	67
RATNAGIRI	167
THANE	359
SATARA	399
RAIGAD	629
SANGLI	838
NAGPUR	948
PUNE	980
KOLHAPUR	995
NANDURBAR	1052
BHANDARA	1064
GONDIA	1086
WARDHA	1215
NASHIK	1319
WASHIM	1389
SOLAPUR	1475
PALGHAR	1696
GADCHIROLI	1707
CHANDRAPUR	2065
DHULE	2067
AHMEDNAGAR	2115
BULDHANA	2162
JALGAON	2202
PARBHANI	2468
AMRAVATI	2778
AKOLA	2903
HINGOLI	3073
OSMANABAD	3372
JALNA	3455
AURANGABAD	3635
LATUR	3852
YAVATMAL	3938
NANDED	4106
BEED	5313

State Schemes 3rd Ins Pending

SINDHUDURG	62
RATNAGIRI	154
THANE	218
SATARA	274
NAGPUR	297
KOLHAPUR	364
BHANDARA	378
SANGLI	390
WARDHA	426
RAIGAD	473
GONDIA	507
PALGHAR	603
PUNE	626
SOLAPUR	708
WASHIM	821
PARBHANI	865
NASHIK	888
HINGOLI	906
DHULE	962
AKOLA	980
AMRAVATI	981
NANDURBAR	1030
CHANDRAPUR	1161
OSMANABAD	1264
NANDED	1284
JALGAON	1298
GADCHIROLI	1311
AHMEDNAGAR	1331
AURANGABAD	1409
BULDHANA	1588
LATUR	1902
YAVATMAL	1914
JALNA	2457
BEED	2525

राज्यपुरस्कृत आवास योजना ग्रामीण -हप्ते वितरण

Sr. No.	District	1st Installment (Daily Achivement)	1st Installment Remaining	2nd Installment (Daily Achivement)	2nd Installment Remaining	3rd Installment (Daily Achivement)	3rd Installment Remaining
1	DHULE	95	790	0	2067	9	962
2	NAGPUR	45	464	1	948	0	297
3	AHMEDNAGAR	0	408	18	2115	11	1331
4	BHANDARA	21	621	0	1064	5	378
5	GADCHIROLI	2	520	6	1707	7	1311
6	YAVATMAL	0	690	7	3938	5	1914
7	RAIGAD	1	184	1	629	9	473
8	HINGOLI	0	1883	3	3073	3	906
9	PALGHAR	0	424	4	1696	1	603
10	AMRAVATI	4	834	0	2778	0	981
11	GONDIA	2	836	1	1086	0	507
12	CHANDRAPUR	0	2888	1	2065	1	1161
13	THANE	0	227	2	359	0	218
14	AURANGABAD	0	2884	0	3635	1	1409
15	JALNA	0	1180	1	3455	0	2457
16	SATARA	0	155	0	399	1	274
17	AKOLA	0	554	0	2903	0	980
18	BEED	0	2292	0	5313	0	2525
19	BULDHANA	0	406	0	2162	0	1588
20	JALGAON	0	628	0	2202	0	1298
21	KOLHAPUR	0	337	0	995	0	364
22	LATUR	0	1454	0	3852	0	1902
23	NANDED	0	3709	0	4106	0	1284
24	NANDURBAR	0	83	0	1052	0	1030
25	NASHIK	0	637	0	1319	0	888
26	OSMANABAD	0	1680	0	3372	0	1264
27	PARBHANI	0	906	0	2468	0	865
28	PUNE	0	270	0	980	0	626
29	RATNAGIRI	0	58	0	167	0	154
30	SANGLI	0	181	0	838	0	390
31	SINDHUDURG	0	14	0	67	0	62
32	SOLAPUR	0	700	0	1475	0	708
33	WARDHA	0	342	0	1215	0	426
34	WASHIM	0	354	0	1389	0	821
	Total	170	29593	45	66889	53	32357

प्रधानमंत्री आवास योजना ग्रामीण - Delayed Houses

■ पहिला हप्ता मिळाल्यानंतर १२ महिने उलटूनही अपूर्ण घरकुले
 ■ पहिला हप्ता मिळाल्यानंतर १८ महिने उलटूनही अपूर्ण घरकुले
 ■ पहिला हप्ता मिळाल्यानंतर १० दिवसानंतरही दुसरा हप्ता न मिळालेले घरकुले
 ■ दुसरा हप्ता मिळाल्यानंतर १० दिवसानंतरही तिसरा हप्ता न मिळालेले घरकुले
 ■ तिसरा हप्ता मिळाल्यानंतर १० दिवसानंतरही अपूर्ण घरांची संख्या

जिल्हा	पहिला हप्ता मिळाल्यानंतर १२ महिने उलटूनही अपूर्ण घरकुले	पहिला हप्ता मिळाल्यानंतर १८ महिने उलटूनही अपूर्ण घरकुले	पहिला हप्ता मिळाल्यानंतर १० दिवसानंतरही दुसरा हप्ता न मिळालेले घरकुले	दुसरा हप्ता मिळाल्यानंतर १० दिवसानंतरही तिसरा हप्ता न मिळालेले घरकुले	तिसरा हप्ता मिळाल्यानंतर १० दिवसानंतरही अपूर्ण घरांची संख्या
AHMEDNAGAR	2025	1811	3088	1366	49
AKOLA	3970	3557	3624	893	590
AMRAVATI	6608	5641	7273	1461	1008
AURANGABAD	2313	2272	4969	1043	390
BEED	2056	1865	6685	1622	415
BHANDARA	6017	5299	4983	768	2140
BULDHANA	2300	2165	4083	852	684
CHANDRAPUR	2522	1945	3607	697	284
DHULE	4312	4107	6027	2163	1510
GADCHIROLI	3534	2501	2334	1191	851
GONDIA	1992	1961	3197	1043	152
HINGOLI	749	672	2609	452	97
JALGAON	7320	6631	11359	1993	622
JALNA	1216	1074	3191	787	263
KOLHAPUR	1554	755	2390	279	91
LATUR	758	732	2762	442	50
NAGPUR	3142	2372	2605	464	592
NANDED	9553	9165	14851	1927	347
NANDURBAR	11035	10050	7130	4656	5066
NASHIK	5985	3590	4909	2091	1526
OSMANABAD	646	581	1237	439	6
PALGHAR	757	658	1382	594	381
PARBHANI	786	737	4194	513	78
PUNE	2039	1744	1954	481	430
RAIGAD	708	240	472	223	160
RATNAGIRI	97	47	353	112	43
SANGLI	2722	2317	3517	525	122
SATARA	554	391	897	207	137
SINDHUDURG	117	89	218	72	24
SOLAPUR	4822	4609	5026	1245	490
THANE	194	188	588	152	103
WARDHA	989	809	946	214	227
WASHIM	1116	866	2658	387	99
YAVATMAL	5561	4347	7261	1837	1617